



IPS CaseDesigner®

One Patient. One Solution.



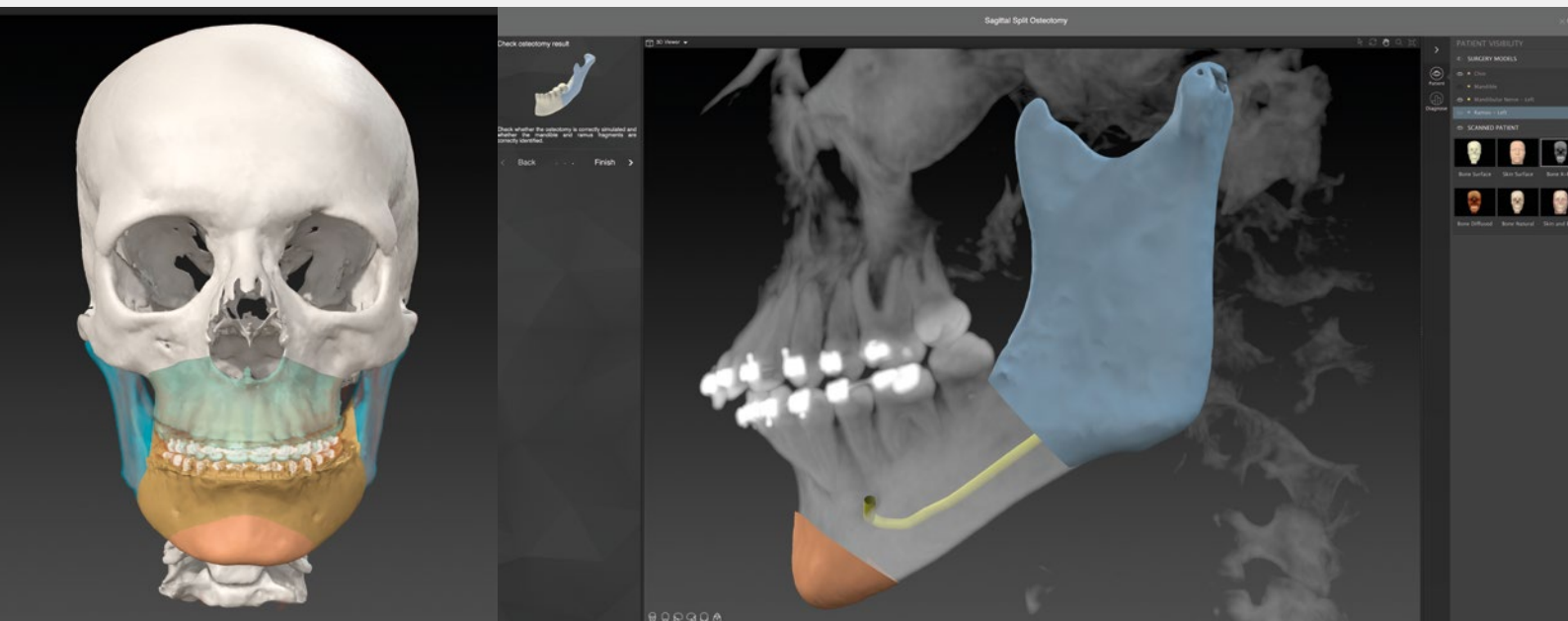


Oral and maxillofacial surgery is our passion! It is our ambition to jointly evolve this further with our customers. Day in, day out, we work to develop innovative products and services that satisfy the highest quality demands and contribute to the patient's well-being.

Table of contents

	Pages
Product Features	4-5
Business Models	6
License Models	7
Training Concept and Tutorial Videos	8-9
FAQs	10
The IPS® Product Range	11

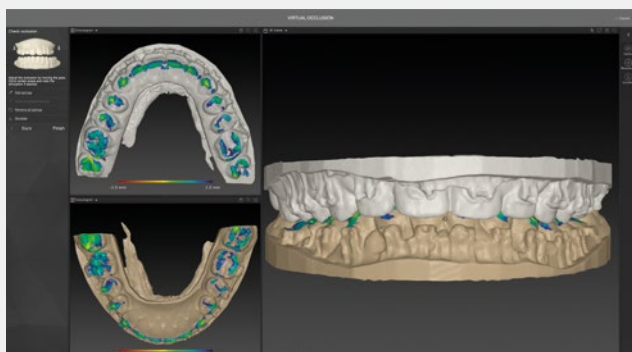
IPS CaseDesigner®



Virtual 3D planning of orthognathic procedures has been made easier and quicker than ever before with the IPS CaseDesigner®. As a result, this flexible software tool makes the planning and simulation of surgical procedures efficient and reliable. Individualized treatment concepts can be transferred to the patients in the operating room using this virtual approach.

The IPS CaseDesigner® software is primarily applied in orthognathic surgery. It offers an intuitive and straightforward approach to virtual planning by guiding the user through a step-by-step workflow:

- Combined image and text assistants facilitate the creation of 3D models, the execution of diagnostic measurements, the planning of individualized osteotomies and bite positions as well as the generation of surgical splints.
- The Surgery Module offers various options for the simulation of postoperative treatment outcomes, which are visualized via real-time soft tissue simulation. Upon request this can be supplemented by a three-dimensional photo of the patient.



Function

Occlusion planning - virtual, classic, or combined.

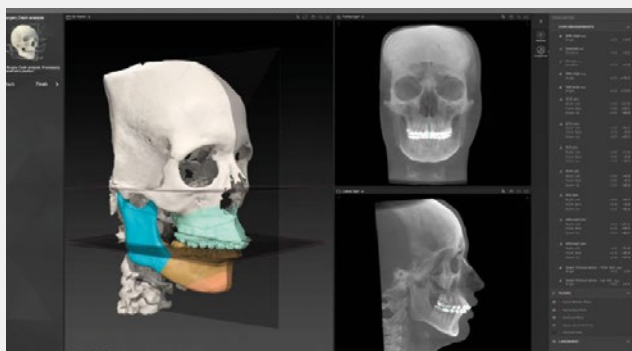
The final bite position is undisputedly a key aspect in orthognathic case planning. Whether this should be planned classically with models or simulated in a purely virtual manner is up to the user. The IPS CaseDesigner® offers a platform for both approaches and in addition builds a bridge to allow applying the advantages of both methods simultaneously.



Esthetics

Representation and simulation of the soft tissue.

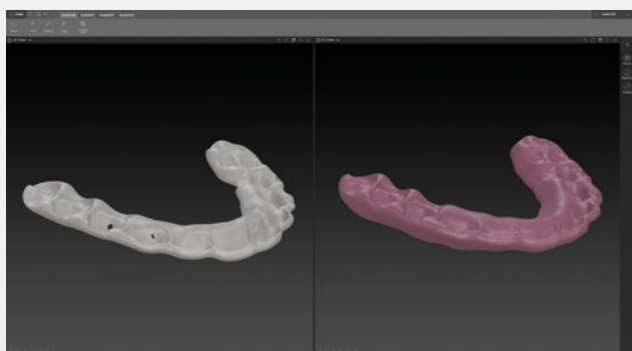
Modern orthognathic case planning is examined three-dimensionally and holistically. In addition to functional aspects, the presentation and planning of the soft tissue is crucial. With the IPS CaseDesigner®, simulation can be implemented effortlessly and in real time and the optional import of a true-to-life 3D patient photo creates a stunning visualization.



Custom made

Complex measurements, easy to perform.

Cephalometric analyses should always be performed with the individual treatment in mind, while leaving room for personal preferences and locally established methods. With diagnostic tools such as the Surgery Ceph Wizard, standardized measurements and own analyses can be performed with little effort and compared with the initial values at any time.



Transfer

Highly detailed planning, efficient implementation.

Splints represent the basic connection between simulation and implementation on the patient and thus have a decisive influence on the treatment outcome.

Customized splints can be created effortlessly with the IPS CaseDesigner® to transfer patient-specific treatment concepts to the OR. Holistically designed, a direct connection to the IPS Gate® enables the realization of further individual products.

IPS CaseDesigner® Business Models

User case planning



Cranio-maxillofacial or orthodontic institutions in which surgeons or medical professionals wish to perform three-dimensional virtual surgical case planning themselves can choose from one of the licensing models given opposite.

IPS®-Planning Service





As part of our IPS® family, customers can also obtain orthognathic case planning and IPS Implants® products such as surgical splints, patient-specific guides, and osteosynthesis implants from KLS Martin as a service. This requires the transmission of patient and dental scans.

Patient data are transmitted via the IPS Gate®.

License Models

We offer different types of license models to meet your requirements, depending on whether you work in a hospital or in a private practice.

				
	Office	Hospital	Academic	Test
Licenses	2	6	6	1
Student License	—	—	✓	—
Validity	unlimited	unlimited	unlimited	90 days
Maintenance Package*				
Updates	✓	✓	✓	—
Support	✓	✓	✓	✓

* The maintenance package includes free updates and support within a commercially available license during the first year.

This maintenance package will automatically be renewed after every year of usage. Therefore, additional costs will be incurred.



Office License

This license type is designed for surgeons or orthodontists in private practices or departments with a limited number of two users max.



Hospital License

Oral and maxillofacial departments with a higher number of potential users and frequent orthognathic cases may obtain up to six licenses.



Academic License

Academic institutions such as universities interested in teaching three-dimensional virtual planning may request this license type with regular licenses and additional student license keys.

System Requirements

Recommended system requirements	
Operating system	Windows 7 or 10, 64 bit; Mac OS X: High Sierra or higher
RAM	8 GB min.
CPU	Processor with 2 cores and high clock rate (3GHZ)
Graphics card	2 GB min. integrated memory 4 GB min. integrated memory for 4K / retina displays
Screen resolution	Full HD or higher
Disk space	5 GB min. free memory
Internet	Broadband Internet connection



Interested?

Please contact your local distributor or the KLS Martin headquarters for a test license. This license includes one installation for 90 days including support services.

Virtual 3D Planning in Orthognathic Surgery Training Concept

Training courses and workshops

When developing the IPS CaseDesigner® software we focused on creating a tool that is intuitive, easy to use, and assists surgeons in achieving the best possible outcome for their patients.

Nonetheless, customized courses offer considerable advantages to interested parties and new users of the IPS CaseDesigner® software.

To address different target groups, the training concept includes two main modules:

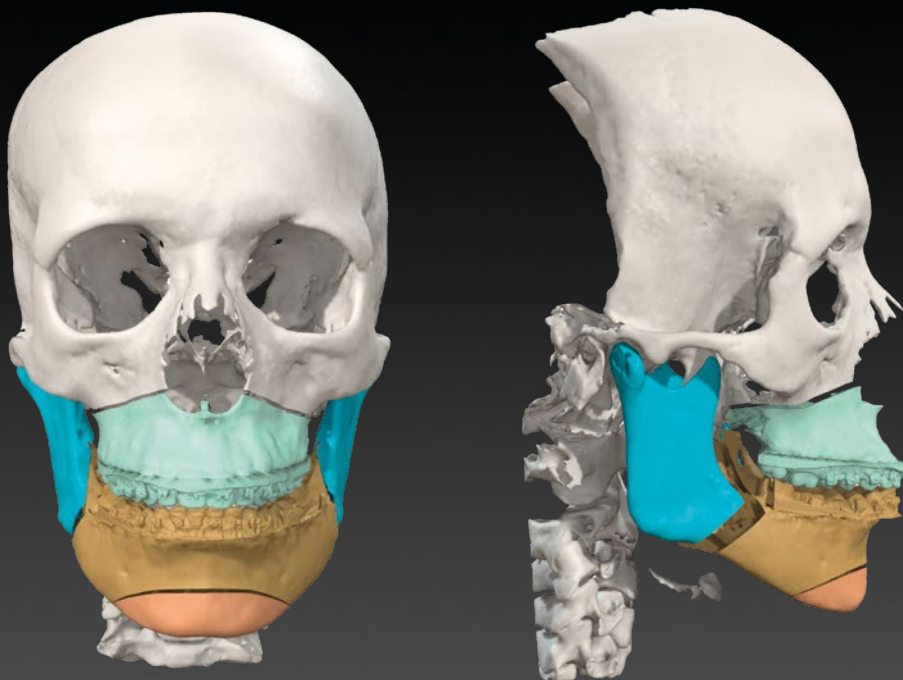
- Hands-on Training Courses
For new users of the IPS CaseDesigner® and users interested in virtual 3D planning
- Clinical Masterclass Courses
This exclusive course for experienced orthognathic surgeons combines the latest trends in virtual 3D planning with clinical practice

In addition, we offer pre-congress courses and update courses.

Details and venues

You can find course details and venues at
www.klsmartin.com/3DTraining





IPS CaseDesigner® Tutorial Videos

There is not always enough time to attend courses or actively participate in training. Especially not in the packed daily routine of a clinic or dental practice. However, to familiarize yourself with the use of the software as well as learn tips and tricks for the IPS CaseDesigner®, we offer a wide range of tutorial videos free of charge:

- **IPS CaseDesigner® Tutorials**
The basic tutorials comprehensively explain which steps lead to successful planning.
- **IPS CaseDesigner® Expert Series**
This playlist includes videos that help the advanced user to get even more out of the IPS CaseDesigner®, for example how to modify osteotomies in next to no time.
- **IPS CaseDesigner® Info Series**
This series keeps you informed about the latest updates.

Our portfolio of tutorial videos is constantly being expanded and updated. All videos are available on a variety of different media. Also offline, for example within the KLS Martin CMF Implants App.



Scan the QR code opposite to access the IPS CaseDesigner® tutorial video playlist of the KLS Martin channel.



IPS CaseDesigner® FAQs

Frequently asked questions

- Can I use the IPS CaseDesigner® software on my Mac / iMac / MacBook?
Yes, there are installation files for Windows 7/10 and Mac OS X (High Sierra or higher).
- What are the requirements for 3D patient images?
Single layer image: in addition to an OBJ file, single-layer JPG and MTL files are required.
- What are the components of the maintenance/ servicing package?
Regular updates, technical support, and the export of anatomical STL and splint files.
- Is a cephalometric analysis also possible without case planning?
Yes, a surgery model (consisting of patient scan and dental scan) is required for an analysis.
- Can splints and other anatomical models be exported as STL files?
Yes, STL files can be exported as part of a test license or an existing maintenance package.

Support Team

Our support team is at your service:
support.IPS@klsmartin.com

Please note that the availability of some functions may be restricted in some countries.

The IPS® Product Range



IPS CaseDesigner®

As part of the KLS Martin IPS® product range, the IPS CaseDesigner® is more than just 3D planning software. IPS® enables the planning and implementation of surgical procedures on a single platform: from data transfer to the creation of patient-specific implants, models, splints, and templates - more quickly and with greater precision than ever before.



IPS Gate®

The web-based platform and app guides surgeons and users reliably and efficiently through the process of inquiring about, planning, and completing patient-specific products. With the HTTPS standard, IPS Gate® ensures encrypted data transmission, which is additionally certified by the TÜV Süd seal.



IPS Implants®

Patient-specific implants, planning aids, and anatomical models are made from various materials using state-of-the-art fabrication technologies. Due to computer-based planning and functionalized patient-specific implants, preoperative planning can be implemented in surgery with unprecedented precision.



KLS Martin Group

KLS Martin Australia Pty Ltd.

Sydney · Australia
Tel. +61 2 9439 5316
australia@klsmartin.com

KLS Martin do Brasil Ltda.

São Paulo · Brazil
Tel. +55 11 3554 2299
brazil@klsmartin.com

**KLS Martin Medical (Shanghai)
International Trading Co. Ltd.**

Shanghai · China
Tel. +86 21 5820 6251
china@klsmartin.com

KLS Martin India Pvt Ltd.

Chennai · India
Tel. +91 44 66 442 300
india@klsmartin.com

Martin Italia S.r.l.

Milan · Italy
Tel. +39 039 605 67 31
italia@klsmartin.com

Nippon Martin K.K.

Tokyo · Japan
Tel. +81 3 3814 1431
nippon@klsmartin.com

KLS Martin SE Asia Sdn. Bhd.

Penang · Malaysia
Tel. +604 505 7838
malaysia@klsmartin.com

KLS Martin de México S.A. de C.V.

Mexico City · Mexico
mexico@klsmartin.com

Martin Nederland/Marned B.V.

Huizen · The Netherlands
Tel. +31 35 523 45 38
nederland@klsmartin.com

Gebrüder Martin GmbH & Co. KG

Moscow · Russia
Tel. +7 499 792-76-19
russia@klsmartin.com

KLS Martin Taiwan Ltd.

Taipei 106 · Taiwan
Tel. +886 2 2325 3169
taiwan@klsmartin.com

Gebrüder Martin GmbH & Co. KG

Dubai · United Arab Emirates
Tel. +971 4 454 16 55
middleeast@klsmartin.com

KLS Martin UK Ltd.

Reading · United Kingdom
Tel. +44 1189 000 570
uk@klsmartin.com

KLS Martin LP

Jacksonville · Florida, USA
Tel. +1 904 641 77 46
usa@klsmartin.com

Gebrüder Martin GmbH & Co. KG**A company of the KLS Martin Group**

KLS Martin Platz 1 · 78532 Tuttlingen · Germany
P.O. Box 60 · 78501 Tuttlingen · Germany
Tel. +49 7461 706-0 · Fax +49 7461 706-193
info@klsmartin.com · www.klsmartin.com

